



Republic of the Philippines
Department of Education
Reproduction No. 081, s. 2022
For dissemination and compliance.
ZENIA G. MOSTOLES, EdD, CESO V
Schools Division Superintendent

By: [Signature]
Times: _____
Republika ng Pilipinas
Kagawaran ng Edukasyon
Tanggapan ng Pangalawang Kalihim

DepEd - SDO of Bulacan
RECEIVED
MAR 10 2022
By: [Signature] 11:25

OUA MEMO 00-0322-0094
MEMORANDUM
09 March 2022

**For: Regional Directors and BARMM Education Minister
Schools Division Superintendents
School Heads, Teachers, and All Others Concerned**

**Subject: NATIONWIDE LAUNCH OF MINECRAFT: EDUCATION EDITION
MOBILE PILOT**

The Office of the Undersecretary for Administration (OUA) through the Information and Communications Technology Service-Educational Technology (ICTS-EdTech) and Youth Formation Division (YFD) in partnership with Microsoft Philippines, will conduct the **nationwide launch of Minecraft: Education Edition (M:EE) Mobile Pilot** for public and private school teachers and learners on **16 March 2022 from 11:00 a.m. to 12:00 noon**. Kindly refer to **Annex A** for the program flow, objectives, and detailed instructions to participants.

The launch aims to encourage the 23,000,000 learners and 900,000 teachers of the Department of Education (DepEd) to use M:EE for game-based learning and create better classroom experiences. Further, the event targets to formally announce the nationwide availability of the new **M:EE for Android**. This will amplify the access of DepEd teachers and learners to the application, provide basic training on gameplay, and provide resources and materials that will help participants get started in using M:EE.

Please note that **the live event can only accommodate the first 100,000 viewers**. All others may view the event via <https://aka.ms/MinecraftMobilePH>.

For questions, concerns, and clarifications on this subject, kindly contact Mr. Mark Anthony F. Jamisal, Senior Educational Technology Specialist of the ICTS-EdTech, through email at markanthony.jamisal@deped.gov.ph. Likewise, Mr. Kristian Catahan, Customer Success Manager of Microsoft Philippines, may be reached through email at v-kricatahan@microsoft.com.

For information and widest dissemination.

[Signature]
ALAIN DELA B. PASCUA
Undersecretary



Office of the Undersecretary for Administration (OUA)
[Administrative Service (AS), Information and Communications Technology Service (ICTS), Disaster Risk Reduction and Management Service (DRRMS), Bureau of Learner Support Services (BLSS), Baguio Teachers Camp (BTC), Central Security & Safety Office (CSSO)]
Department of Education, Central Office, Meralco Avenue, Pasig City
Rm 519, Mabini Bldg; Mobile: +639260320762; Tel: (+632) 86337203, (+632) 86376207
Email: usec.admin@deped.gov.ph; Facebook/Twitter @depedtayog

Scan this QR Code to view Videos and Magazines of Major Programs



Annex A

Nationwide Launch of Minecraft: Education Edition (M:EE) Mobile Pilot

I. Program Flow

Time	Content	In Charge
10:45-11:00 a.m.	Open lobby / Pre-event video loop 1. DepEd EdTech Programs 2. DepEd Youth Formation Division (YFD) Programs 3. How to Activate O365 account 4. What is M:EE? 5. What's new in M:EE?	Microsoft DepEd EdTech DepEd YFD
11:00-11:05 a.m.	Opening Ceremony 1. Prayer 2. Philippine National Anthem	DepEd YFD
11:05-11:10 a.m.	Message from DepEd Alain Del B. Pascua Undersecretary for Administration	DepEd OUA
11:10-11:15 a.m.	Message from Microsoft Susie Tinker Strategic Customer Engagement Manager Minecraft Education (Corp)	Microsoft MS Corp – Susie Tinker
11:15-11:30 a.m.	Introducing M:EE for Android 1. What are we doing – M:EE in PH (Champions, Trainings, ETUlays, etc.) 2. How to download and access M:EE on Android 3. Basic Game Play M:EE on Android	LINE Learning
11:30-11:45 a.m.	Lessons in M:EE! 1. Mapped worlds in MELC (for Teachers) 2. Demo of new worlds in M:EE 3. Exciting Announcements with Justin Edwards / Director of Learning Minecraft Education (Corp)	Line Learning MS Corp – Justin Edwards
11:45-11:50 a.m.	DepEd's 5-year GBL plan Mark Anthony C. Sy Head, EdTech Unit	ICTS-EdTech
11:50 a.m.-12:00 noon	Next steps and what's next? Upcoming programs announcement* a. Champions b. Virtual Field Trips c. Active Citizen Live Lesson announcement and challenge d. Bootcamp and 3rd PH M:EE Competition	Microsoft DepEd EdTech DepEd YFD



II. Objectives

1. Announce the availability of the new M:EE application for Android and encourage more DepEd learners and teachers to access M:EE as a new tool for learning.
2. Announce nationwide access of M:EE for Android to all DepEd learners and teachers with resources, guides and actual demos that can easily be implemented.
3. Activate M365 accounts for teachers and learners and utilize their M:EE license with DepEd.
4. Encourage more classrooms to actively use M:EE for game-based learning and create richer classroom experiences.

III. Action from Participants


1. Before the event
 - a. Attendees must activate their Microsoft accounts **(See Appendix A)**.
 - b. Attendees must access their Microsoft Teams **(See Appendix B)**.
 - c. For attendees with no Microsoft accounts and Teams, they may join the event anonymously **(See Appendix C)**.
 2. During the event
 - a. Attendees must log-in to their DepEd Microsoft 365 account.
 - b. All attendees should view the event on this link:
<https://aka.ms/MinecraftMobilePH> **(See Appendix C)**
- Important Note:** The live event can accommodate the first 100,000 viewers.
3. After the event
 - a. Attendees may download M:EE Android app at:
<https://aka.ms/MEEAndroidPH> **(See Appendix D)**



Appendix A

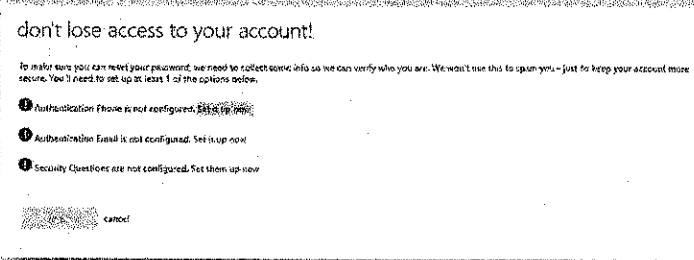
How to Activate Your Microsoft Account

STEP 1: Makipag-ugnayan sa iyong paaralan upang ibigay ang iyong Microsoft 365 account. Sa iyong pagtanggap, pumunta sa **office.com** at mag log-in gamit ang inyong username at password.

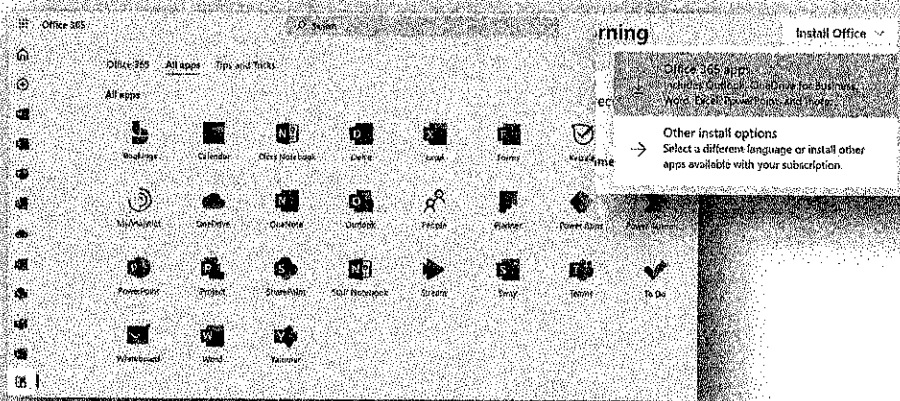


STEP 2: Palitan ang iyong temporary password at i-confirm ito.

STEP 3: I-rehistro ang iyong mobile number o personal na email address. Maari ring mag-lagay ng Security Questions. I-confirm at maaari nang gamitin ang iyong account.




STEP 4: Maaari nang makuha ang Microsoft 365 apps tulad ng Word, Excel, PowerPoint, at Teams gamit ang iyong account! Pumunta sa office.com at i-click ang "Install Office" upang simulan ang pag-download.



Appendix B

How to Access Microsoft Teams (for those with accounts)

PC/laptop: Mag-login sa **teams.microsoft.com** gamit ang iyong DepEd Microsoft account



Pagkatapos mag-login, maaaring i-download ang desktop app. I-click ang “...” sa kanang bahagi ng app at piliin ang “**Download the desktop app.**” Maaari ring i-click ang arrow down key sa kaliwang bahagi ng app.



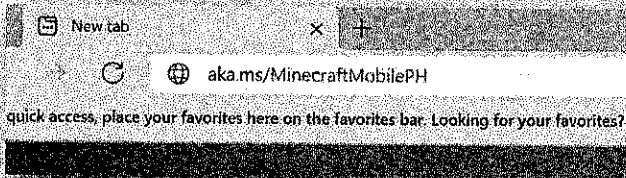
Mobile: Pumunta lamang sa Google Play Store o kaya sa App Store at hanapin ang “**Microsoft Teams.**” Mag-login gamit ang iyong **DepEd Microsoft account.**




Appendix C

How to Join the Live Event


Mag-login sa teams.microsoft.com sa inyong laptop o tablet. I-type ang: aka.ms/MinecraftMobilePH



I-click ang **"Cancel,"** at piliin ang **"Watch on the web instead"** upang mapanood ito sa web browser. (Note: kapag ikaw ay may Teams app na sa iyong device, maaari mong piliin ang **"Launch it now."**)



I-click ang **"Join anonymously"** kung wala pang DepEd Microsoft account, at panoorin ang programa!



Hintaying magsimula ang programa!



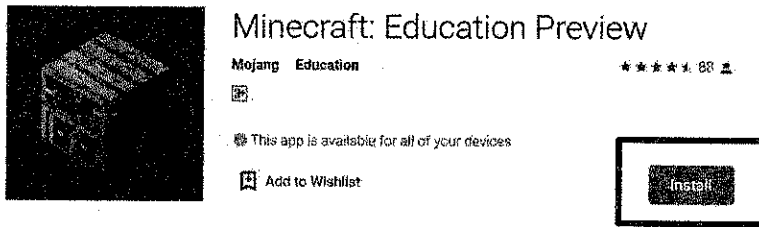
Appendix D

How to Download M:EE Android Application


STEP 1: Gamit ang iyong Android phone o tablet, mag-tungo sa Google Play Store application at i-search ang Minecraft: Education Preview na application. Maari ring i-type ang link na ito sa inyong Android browser: <https://aka.ms/MEEAndroidPH>



STEP 2: i-Click ang install at hintayin na mag-install sa iyong Android phone o tablet.



STEP 3: Kapag successful ang installation, hanapin ang application sa iyong Android phone o tablet at buksan ito.



STEP 4: Mag sign-in sa application gamit ang iyong Microsoft 365 account. Kailangan ang Microsoft 365 account para magamit ang M:EE sa inyong mga Android phones. Kapag successful ang sign-in, maari niyo nang magamit at ma-access ang application.



